

Цените са в ЕВРО без
ДДС




LAVAKAMIN


HEATING TECHNOLOGY SYSTEMS

WHOLESALE PRICELIST
VALID FROM 16/02/2019


ENERGY FIRESTOVES / RADIATORS / INSERTS


ENERGY FIREPLACES (steel & cast iron made) - LINE S


AERO S123 available after order	Heat output (Kw)	Ext. dimensions (W x D x H)
	27.33	123x60x170
	Efficiency (%)	Weight (Kg)
	71.41	280
PRICE		2,475 €


AERO S103 flat	Heat output (Kw)	Ext. dimensions (W x D x H)
	22.8	103x60x170
	Efficiency (%)	Weight (Kg)
	70.6	265
PRICE		2,200 €


AERO S Double 103 (cast iron hearth)	Heat output (Kw)	Ext. dimensions (W x D x H)
	22.42	103x50x170
	Efficiency (%)	Weight (Kg)
	72.1	270
PRICE		2,475 €


AERO S Double 90 (cast iron hearth)	Heat output (Kw)	Ext. dimensions (W x D x H)
	17.51	90x65x170
	Θερμική απόδοση (%)	Weight (Kg)
	75.29	260
PRICE		2,200 €


AERO S90 flat (vermiculite hearth)	Heat output (Kw)	Ext. dimensions (W x D x H)
	17.44	90x63x170
	Efficiency (%)	Weight (Kg)
	71	225
PRICE		1,760 €


AERO S angle 90 (vermiculite hearth)	Heat output (Kw)	Ext. dimensions (W x D x H)
	20.1	85x62x170
	Θερμική απόδοση (%)	Weight (Kg)
	70.1	233
PRICE		1,870 €


AERO S90 flat (cast iron hearth)	Heat output (Kw)	Ext. dimensions (W x D x H)
	23	90x63x170
	Efficiency (%)	Weight (Kg)
	79	245
PRICE		1,760 €


AERO S angle 90 (cast iron hearth)	Heat output (Kw)	Ext. dimensions (W x D x H)
	16.1	85x62x170
	Efficiency (%)	Weight (Kg)
	70.5	229
PRICE		1,870 €

AERO S three side 90 (vermiculite hearth)	Heat output (Kw)	Ext. dimensions (W x D x H)
	20.1	87x65x170
	Efficiency (%)	Weight (Kg)
	72	245
	PRICE	
	2,750 €	

AERO S prism 90	Heat output (Kw)	Ext. dimensions (W x D x H)
	17.6	88x73x170
	Efficiency (%)	Weight (Kg)
	72	229
	PRICE	
	1,870 €	


AERO S80 flat (cast iron hearth)	Heat output (Kw)	Ext. dimensions (W x D x H)
	17.2	89x60x170
	Efficiency (%)	Weight (Kg)
	72	225
	PRICE	
	1,650 €	


AERO S80 flat (vermiculite hearth)	Heat output (Kw)	Ext. dimensions (W x D x H)
	20.23	89x60x170
	Efficiency (%)	Weight (Kg)
	71	185
	PRICE	
	1,650 €	

	Laser cut frame	FRAME for S80
	PRICE	PRICE
	300 €	250 €





CAST IRON FIREPLACES - HEARTHHS - w DOOR - LINE T


T100 HEARTH flat	Heat output (Kw)	Ext. dimensions (W x D x H)
	11.4	104x65x100
	Efficiency (%)	Weight (Kg)
	37	270
	PRICE	
		935 €


T100 flat w door	Heat output (Kw)	Ext. dimensions (W x D x H)
	22	104x68x135
	Efficiency (%)	Weight (Kg)
	78	310
	PRICE	
		1,430 €


T100 flat open door	Heat output (Kw)	Ext. dimensions (W x D x H)
available after order	22	104x68x100
	Efficiency (%)	Weight (Kg)
	78	295
	PRICE	
		1,100 €


DOUBLE T90 flat door	Heat output (Kw)	Ext. dimensions (W x D x H)
	12.4	94x61x135
	Efficiency (%)	Weight (Kg)
	71.1	200
	PRICE	
		1,650 €


2-SIDED T90 ANGLE	Heat output (Kw)	Ext. dimensions (W x D x H)
	10.1	93x58x100
	Efficiency (%)	Weight (Kg)
	36.2	174
	PRICE	
		462 €

2-SIDED T90 - ANGLE SLIDING DOOR	Heat output (Kw)	Ext. dimensions (W x D x H)
	11.7	97x61x135
	Efficiency (%)	Weight (Kg)
	71.4	207
	PRICE	
		1,265 €


T90 HEARTH flat (linear)	Heat output (Kw)	Ext. dimensions (W x D x H)
	10.8	93x59x100
	Efficiency (%)	Weight (Kg)
	36.7	179

T90 flat w door (linear)	Heat output (Kw)	Ext. dimensions (W x D x H)
	12.1	94x58x125
	Efficiency (%)	Weight (Kg)
	71.8	200


		PRICE
		462 €


T90 HEARTH flat (brick)	Heat output (Kw)	Ext. dimensions (W x D x H)
	10.8	93x62x100
	Efficiency (%)	Weight (Kg)
	36.7	179
		PRICE
		462 €


		PRICE
		1,210 €


T90 flat w door (brick)	Heat output (Kw)	Ext. dimensions (W x D x H)
	12.1	94x63x135
	Efficiency (%)	Weight (Kg)
	71.8	211
		PRICE
		1,210 €


THE ABOVE PRICES ARE WHOLESALE PRICES. TAXES OR TRANSPORTATION COSTS ARE TO BE ARRANGED.


T80 HEARTH flat	Heat output (Kw)	Ext. dimensions (W x D x H)
	9.4	85x55x100
	Efficiency (%)	Weight (Kg)
	35.5	145
		PRICE
		440 €


T80 flat w door	Heat output (Kw)	Ext. dimensions (W x D x H)
	10.9	87x59x135
	Efficiency (%)	Weight (Kg)
	70.9	175
		PRICE
		990 €


T80 flat w 2 doors	Heat output (Kw)	Ext. dimensions (W x D x H)
	10.8	87x59x100
	Efficiency (%)	Weight (Kg)
	71.2	166
		PRICE
		880 €

T80 HEARTH prisma	Heat output (Kw)	Ext. dimensions (W x D x H)
	10.3	89x62x100
	Efficiency (%)	Weight (Kg)
	36.7	150
		PRICE
		440 €

TZAKI T80 prisma w door (brick)	Heat output (Kw)	Ext. dimensions (W x D x H)
	11.2	89x67x135
	Efficiency (%)	Weight (Kg)
	71.2	181
		PRICE
		1,210 €

T80 prisma w 2 doors (brick)	Heat output (Kw)	Ext. dimensions (W x D x H)
	11.3	89x67x100
	Efficiency (%)	Weight (Kg)
	70.8	165
		PRICE
		990 €

T80 HEARTH prisma (linear)	Heat output (Kw)	Ext. dimensions (W x D x H)
	10.3	86x54x100
	Efficiency (%)	Weight (Kg)
	36.7	140
		PRICE
		440 €


T80 prisma w door (linear)	Heat output (Kw)	Ext. dimensions (W x D x H)
	11.2	89x67x135
	Efficiency (%)	Weight (Kg)
	71.2	170
		PRICE
		1,100 €

T80 HEARTH round (brick)	Heat output (Kw)	Ext. dimensions (W x D x H)
---------------------------------	------------------	-----------------------------


T80 ROUND w door (brick)	Heat output (Kw)	Ext. dimensions (W x D x H)
---------------------------------	------------------	-----------------------------


	10.2	89x62x100		11.2	87x68x135
	Efficiency (%)	Weight (Kg)		Efficiency (%)	Weight (Kg)
	36.1	149		71.2	181
	PRICE			PRICE	
		440 €			1,870 €


THE ABOVE PRICES ARE WHOLESAL PRICES. TAXES OR TRANSPORTATION COSTS ARE TO BE ARRANGED.

2-SIDED T75 HEARTH - quattro	Heat output (Kw)	Ext. dimensions (W x D x H)
	9.6	82x53x100
	Efficiency (%)	Weight (Kg)
	36.5	150
	PRICE	
		420 €

3-SIDED T80 w door	Heat output (Kw)	Ext. dimensions (W x D x H)
available after order	11	89x67x135
	Efficiency (%)	Weight (Kg)
	71.2	175
	PRICE	
		1,210 €


2-SIDED T75 - quattro, w door	Heat output (Kw)	Ext. dimensions (W x D x H)
	11.2	89x67x135
	Efficiency (%)	Weight (Kg)
	71.2	181
	PRICE	
		1,210 €


T75 HEARTH flat	Heat output (Kw)	Ext. dimensions (W x D x H)
	8.9	81x51x100
	Efficiency (%)	Weight (Kg)
	35.3	132
	PRICE	
		420 €


T75 flat w door	Heat output (Kw)	Ext. dimensions (W x D x H)
	10.3	82x54x135
	Efficiency (%)	Weight (Kg)
	70.5	157
	PRICE	
		935 €

T75 RECTANGULAR HEARTH flat	Heat output (Kw)	Ext. dimensions (W x D x H)
available after order	9.6	82x53x100
	Efficiency (%)	Weight (Kg)
	36.5	155
	PRICE	
		420 €

T75 flat w door (rectangular hearth)	Heat output (Kw)	Ext. dimensions (W x D x H)
available after order	11.2	89x67x135
	Efficiency (%)	Weight (Kg)
	71.5	185
	PRICE	
		935 €


T60 HEARTH - prisma	Heat output (Kw)	Ext. dimensions (W x D x H)
		79x51x50
	Efficiency (%)	Weight (Kg)
		78
	PRICE	
		375 €


T60 prisma with 2 doors	Heat output (Kw)	Ext. dimensions (W x D x H)
	8.5	67x51x90
	Efficiency (%)	Weight (Kg)


	71	105
		PRICE
		770 €


LINE T: MODELS WITH DOOR REGARD SLIDING / OPENING DOOR


THE ABOVE PRICES ARE WHOLESALE PRICES. TAXES OR TRANSPORTATION COSTS ARE TO BE ARRANGED.


Aquastar - RADIATOR INSERT	Heat output (Kw)	Ext. dimensions (W x D x H)
	14 (7+7)	70x50x55
	Efficiency (%)	Weight (Kg)
	76	158
		PRICE
		1,430 €

Klio 70 - Air vending Insert	Heat output (Kw)	Ext. dimensions (W x D x H)
	3 - 9	70x50x52
	Efficiency (%)	Weight (Kg)
	72	67
		PRICE
		990 €

Klio 80 - Air vending Insert	Heat output (Kw)	Ext. dimensions (W x D x H)
	3 - 12	80x50x53
	Efficiency (%)	Weight (Kg)
	73	72
		PRICE
		1,100 €

Klio 90 - Air vending Insert	Heat output (Kw)	Ext. dimensions (W x D x H)
	3 - 15	90x50x53
	Efficiency (%)	Weight (Kg)
	76	90
		PRICE

	Blackline i70 - Air vending Insert	
	Heat output (Kw)	Ext. dimensions (W x D x H)
	12,47	71x48x54
	Efficiency (%)	Weight (Kg)
	79.66	80
	PRICE	
		1,320 €

	Blackline i80 - Air vending Insert	
	Heat output (Kw)	Ext. dimensions (W x D x H)
	15,34	81x48x54
	Efficiency (%)	Weight (Kg)
	79.93	84
	PRICE	
		1,430 €


THE ABOVE PRICES ARE WHOLESALE PRICES. TAXES OR TRANSPORTATION COSTS ARE TO BE ARRANGED.

LAVAKAMIN FIRESTOVES


ENERGY FIRESTOVES WITH NATURAL FLOW

Firestove V


RECTANGULAR BASE ENERGY STOVE	Heat output (Kw)	Ext. dimensions (W x D x H)
--------------------------------------	------------------	-----------------------------

	11,5	70x41x83
	Efficiency (%)	Weight (Kg)
	78.9	82
		PRICE
		770 €

ROUND BASE ENERGY STOVE	Heat output (Kw)	Ext. dimensions (W x D x H)
--------------------------------	------------------	-----------------------------

	11,5	70x41x83
	Efficiency (%)	Weight (Kg)
	78.9	82
		PRICE
		770 €

TWO LEG ENERGY -STOVE	Heat output (Kw)	Ext. dimensions (W x D x H)
------------------------------	------------------	-----------------------------

	11,5	70x41x83
	Efficiency (%)	Weight (Kg)
	78.9	82
		PRICE
		715 €


TWO LEG STOVE	Heat output (Kw)	Ext. dimensions (W x D x H)
----------------------	------------------	-----------------------------

	9	70x35x69
	Efficiency (%)	Weight (Kg)
	78.9	72
		PRICE
		605 €

CAST IRON FIRESTOVE WITH OVEN	Heat output (Kw)	Ext. dimensions (W x D x H)
--------------------------------------	------------------	-----------------------------

		82x50x68
	Efficiency (%)	Weight (Kg)
		PRICE
		825 €

CAST IRON FIRESTOVE	Heat output (Kw)	Ext. dimensions (W x D x H)
----------------------------	------------------	-----------------------------

		
	Efficiency (%)	Weight (Kg)
		PRICE
		770 €

CAST IRON TALL FIRESTOVES	Heat output (Kw)	Ext. dimensions (W x D x H)
----------------------------------	------------------	-----------------------------

		M300: 37x27x71
		M400: 30x25x76
		PRICE

AT EXTRA DISCOUNT: SHOWROOM ITEM -10% / USED SHOWROOM ITEM -10%



M300 M400

M300: 550 €	605 €
M400: 500 €	605 €

THE ABOVE PRICES ARE WHOLESALE PRICES. TAXES OR TRANSPORTATION COSTS ARE TO BE ARRANGED.



PELLET FIRESTOVE AIR LAVA 12



AIR LAVA 12



Heat output (Kw)	Ext. dimensions (W x D x H)
12	54x55x95
Efficiency (%)	Weight (Kg)
89.13	112
	PRICE
	1,320 €



AIR LAVA 12 - PREMIUM
with white & black natural stone sidings

Heat output (Kw)	Ext. dimensions (W x D x H)
12	54x55x95
Efficiency (%)	Weight (Kg)
89.13	112
	PRICE
	1,650 €

You can find all of our products online - lavakamin.com

THE ABOVE PRICES ARE WHOLESALE PRICES. TAXES OR TRANSPORTATION COSTS ARE TO BE ARRANGED.

TERMS AND CONDITIONS

Цените са в ЕВРО без ДДС

